

## Series 162P Differential Pressure Switch

Adjustable high pressure differential switch. Rugged construction with efficient Nega-Rate® Belleville disc spring sensing mechanism. Maintains set point at high system pressure. Available in all stainless steel construction with hermetically sealed electrical assembly for corrosive atmospheres.

### Operating Pressure Data

Adjustable Range Number	Adjustable Set Point Range		Deadband (approximate)	Maximum Recommended System Pressure	Proof Pressure		
	Increasing	Decreasing			Simultaneous	High/Low	Low/High
2	6 to 50	1 to 45	5	5000	7500	2500	2500
4	20 to 90	10 to 80	10	5000	7500	2500	2500
6	30 to 200	10 to 180	20	5000	7500	2500	2500
8	180 to 350	150 to 320	30	5000	7500	2500	2500
9	325 to 1000	225 to 900	100	5000	7500	2500	2500

All values given in psid.

### Standard Specifications

#### Electrical

Snap action electrical switch assemblies, Part Numbers 057-0770 & 057-0772 (Form C) and 057-0771 & 057-0773 (Form CC), are listed by Underwriters' Laboratories, Inc., CSA International and NCC (INMETRO). See the miscellaneous option N for additional listings.

#### Electrical Connection

1/2 NPT male conduit connection with PVC insulated 18 AWG, 18" long leads

#### Pressure Connections

1/4 NPT Female

#### Temperature Range\*

Ambient: -40°F to +180°F  
(-40°C to +82°C)

Media: -40°F to +300°F  
(-40°C to +149°C)

\*Temperature limits change with O-Ring selection. See Electrical Assembly specification sheet for Temperature Class Ratings.

#### Adjustment

External 1/2" hex head

Note: Turn clockwise to increase set point; approximately 24 turns through range


#### Shipping Weight

Aluminum: Approximately 3 lbs

Stainless Steel: Approximately 7 lbs



Order Miscellaneous Option "D"



Explosion Proof Hermetically Sealed (NEMA 4X, 7, 9 and 13)

### Ordering Sequence — Select desired option for each category

#### OPTIONS

##### Wetted Material

- 1 Aluminum port, Teflon coated polyimide diaphragm, steel, and Buna-N O-Ring
- 4 Stainless steel ports, Teflon coated polyimide diaphragm and Buna-N O-Ring

##### Adjustable Range

- 2 1 psid dec. to 50 psid inc. (0.1 bar dec. to 3.4 bar inc.)
- 4 10 psid dec. to 90 psid inc. (0.7 bar dec. to 6.2 bar inc.)
- 6 10 psid dec. to 200 psid inc. (0.7 bar dec. to 13.8 bar inc.)
- 8 150 psid dec. to 350 psid inc. (10.3 bar dec. to 24.1 bar inc.)
- 9 225 psid dec. to 1000 psid inc. (15.5 bar dec. to 69.0 bar inc.)

##### Electrical Form

- C 11 amp, 1/4 hp at 125 or 250 VAC; 5 amp resistive, 3 amp inductive at 28 VDC; .5 amp resistive at 125 VDC
- CC 11 amp, 1/4 hp at 125 or 250 VAC; 5 amp resistive, 3 amp inductive at 28 VDC; .5 amp resistive at 125 VDC

##### Enclosure

- 6 Includes an explosion proof, hermetically-sealed electrical assembly. EX d IIC. Division 1 and 2, Class I, Groups A, B, C, and D; Class II, Groups E, F, and G. NEMA 4X, 7, and 9; IP66. Leads are factory sealed and Pressure Switches are Dual Seal Certified.

##### Miscellaneous

- A Epoxy paint exterior — extra protection for severe environments
- B Viton O-Ring
- C EPR O-Ring
- D SIL approval and marking, per IEC61508 (includes FMEA report)
- I 3/4 NPT conduit box with terminal strip (Groups C & D only, not available with N option)
- M Gold electrical contacts for extremely low current applications (1 Amp at 125 VAC; 1 Amp Res, 0.5 Amp Ind. at 28 VDC)
- N ATEX and IECEx with CE Mark
- R 72" Electrical free leads
- U M20 x 1.5 Electrical Conduit Adapter

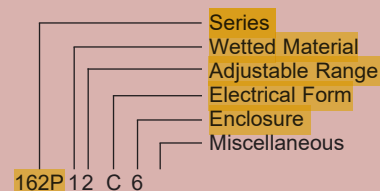
##### Special (Consult representative or factory)

- Non-catalog adjustable range and/or set point, deadband and proof pressure
- Chemical seals installed

### Ordering Procedure

- When factory presetting is desired, stipulate set point, increasing or decreasing, and system pressure
- Insert available option number or letter designation as required

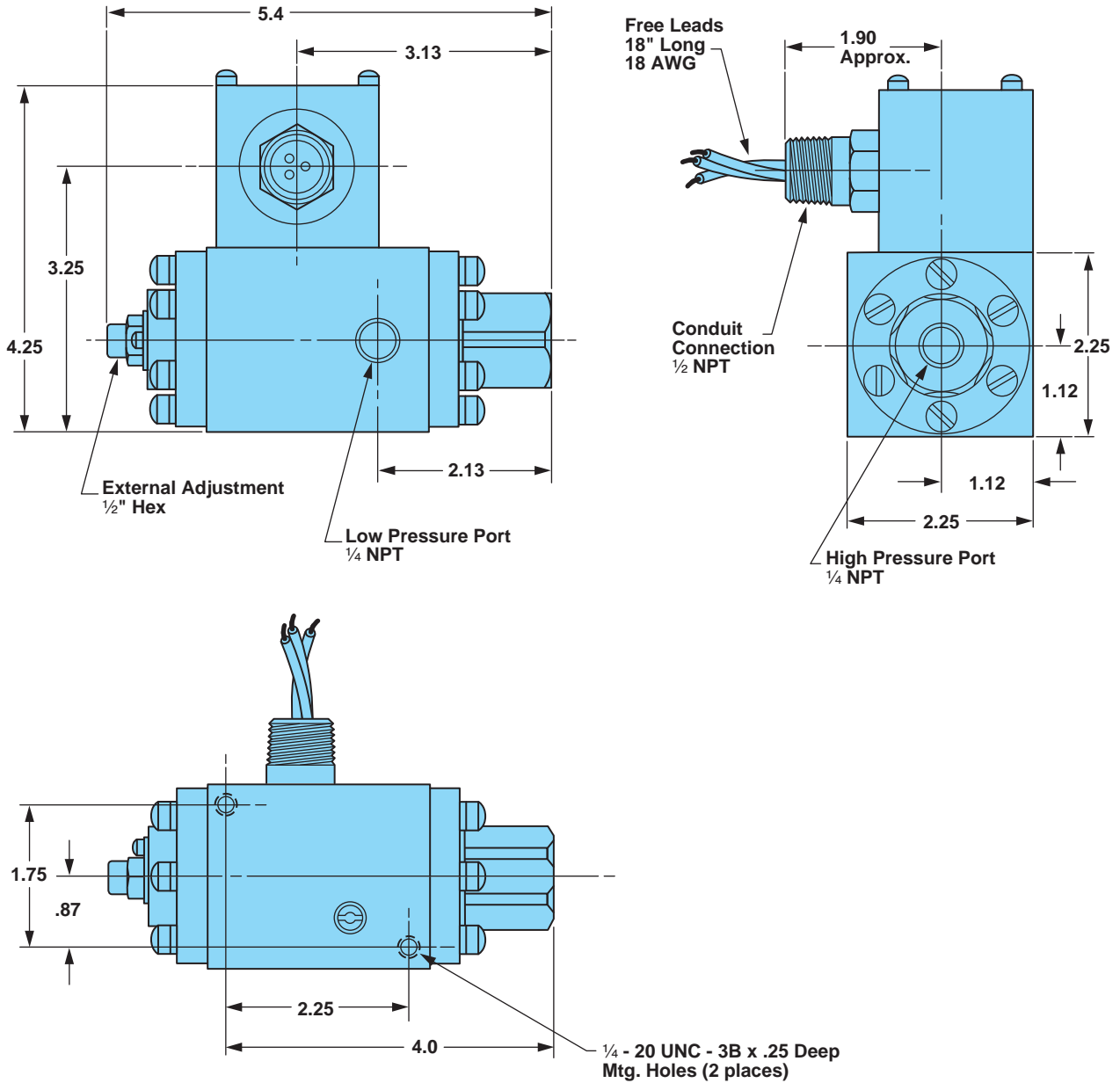
### Example



# Series 162P Differential Pressure Switch

Field Adjustable  
1 to 1000 psid

## Envelope Dimensions



## Electrical Form

